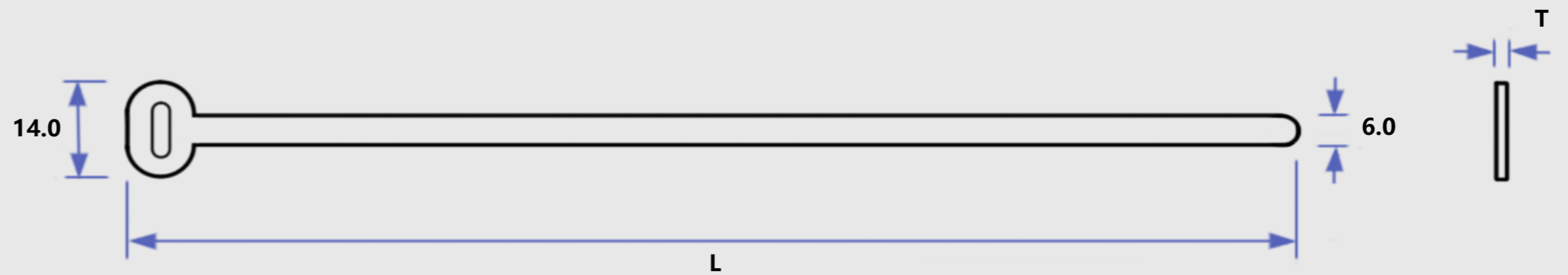


B/S

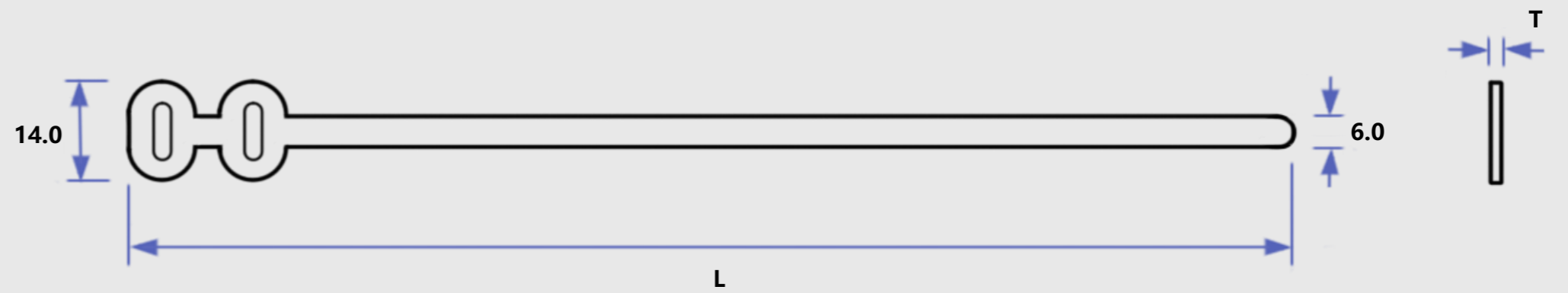
IDENTIFICATION TAGS

CP RANGE - SINGLE END



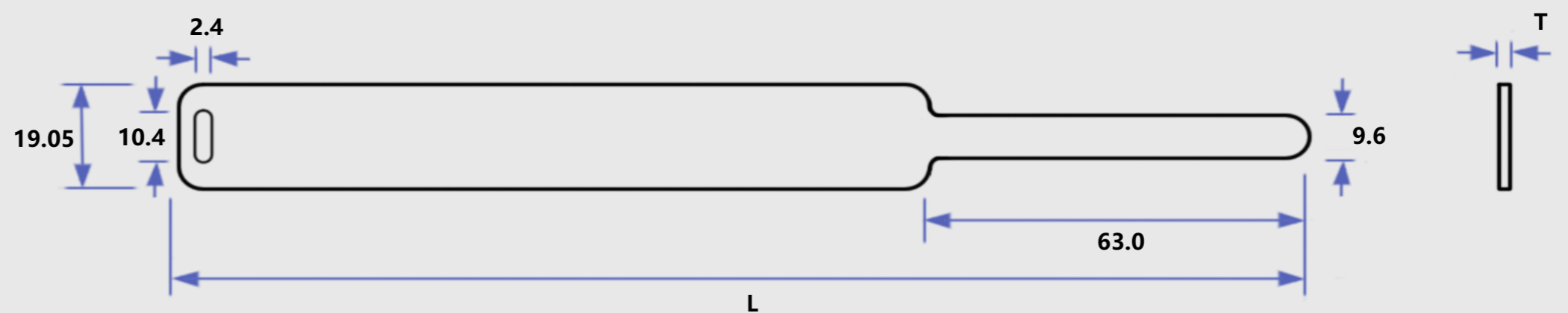
Part Ref	Material	Length L		Gauge T
		Inch	mm	mm
CP040A	Aluminium	4.00	101.6	0.50
CP040Bx56	Brass	2.21	56.0	0.30
CP056A	Aluminium	5.60	142.2	0.50
CP070A	Aluminium	7.00	177.8	0.50
CP40A45	Aluminium	1.77	45.0	0.50
CP40A50	Aluminium	1.96	50.0	0.50

CP RANGE - DOUBLE END



Part Ref	Material	Length L		Gauge T
		Inch	mm	mm
CP030A	Aluminium	7.00	177.8	0.55
CP030B	Brass	7.00	177.8	0.30

CP RANGE - WIDE BODY



Part Ref	Material	Length L		Gauge T
		Inch	mm	mm
CP070W	Aluminium	7.05	179.0	1.00

MOST ITEMS AVAILABLE EX-STOCK
DISCOUNTS AVAILABLE ON VOLUME ORDERS



BIRMINGHAM SPECIALITIES LTD

Lincoln Works, Moor Lane, Witton, Birmingham
B6 7HE, United Kingdom

www.bhamspec.co.uk


+44 (0) 121 356 5026

+44 (0) 121 356 9198

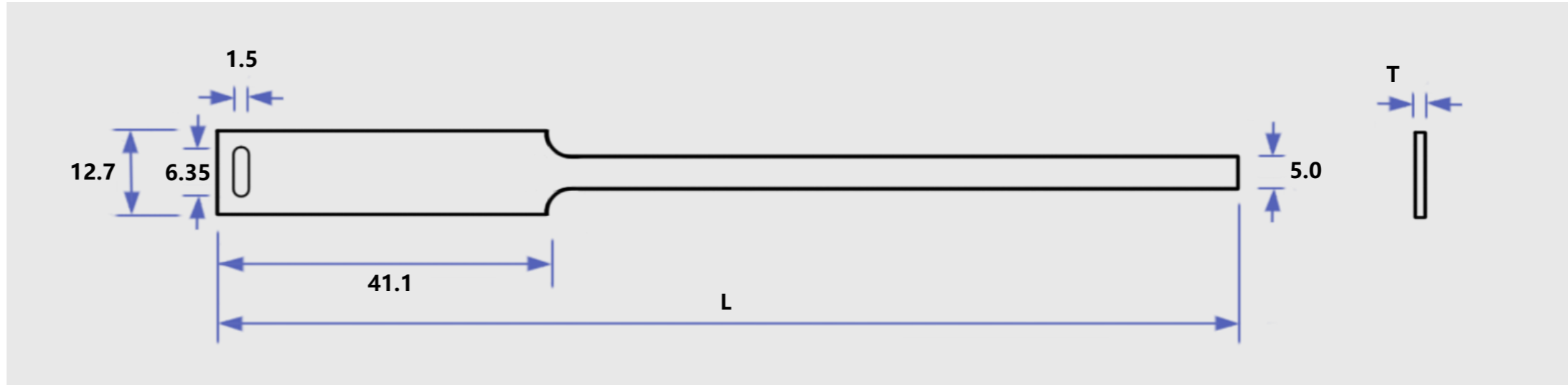
sales@bhamspec.co.uk



IDENTIFICATION TAGS

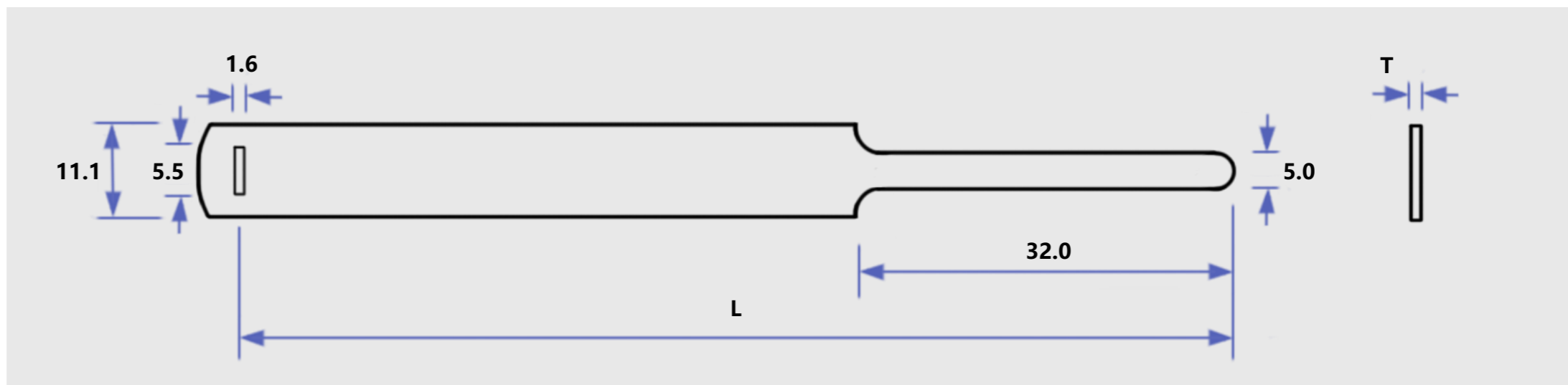


CM RANGE



Part Ref	Material	Length L		Gauge T mm
		Inch	mm	
CM062	Aluminium	6.00	152.4	0.50
CM062X12	Aluminium	12.00	304.8	0.50

CS RANGE



Part Ref	Material	Length L		Gauge T mm
		Inch	mm	
CS045	Aluminium	1.77	45.0	0.55
CS070	Aluminium	2.76	70.0	0.55
CS085	Aluminium	3.35	85.0	0.55
CS095	Aluminium	3.74	95.0	0.70
CS096	Aluminium	3.78	96.0	0.55
CS122	Aluminium	4.80	122.0	0.55
CS500	Aluminium	5.00	127.0	0.70

* Custom lengths available in this style - please enquire for more details



**MOST ITEMS AVAILABLE EX-STOCK
DISCOUNTS AVAILABLE ON VOLUME ORDERS**

BIRMINGHAM SPECIALITIES LTD

Lincoln Works, Moor Lane, Witton, Birmingham
B6 7HE, United Kingdom

www.bhamspec.co.uk

+44 (0) 121 356 5026
+44 (0) 121 356 9198
sales@bhamspec.co.uk

